



臺東縣消防局

防火防災 兒童著色本








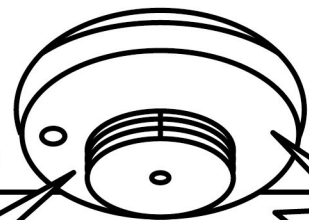
序言



各式防災的觀念與面對災害的應變，都該從孩童時期開始學習與教育！因此，臺東縣消防局特別設計規劃這本防災著色本，內容包含火災、地震、颱風、救護四大災害主題，期望讓孩童們藉由每一主題著色的過程，在家人長輩的陪同下，逐步教導孩童們防災與安全的觀念。

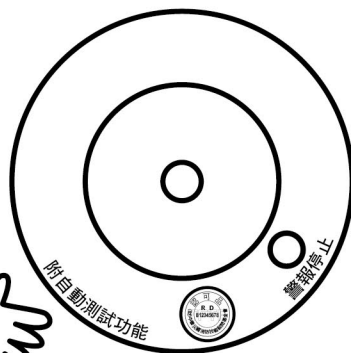


安_マ裝_装住_宅用_用火_火災_災警_警報_報器_器，
早_早期_期偵_偵知_知火_火災_災，即_即時_時發_發
出_出警_警報_報聲_聲響_響！



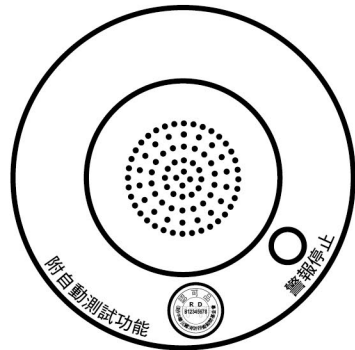
主_主要_要分_分兩_兩種_種，依_依下_下圖_圖
種_種類_類設_設置_置：

1. 定_定溫_溫



安_安裝_裝位_位置_置：
廚_廚房_房


2. 偵_偵煙_煙



安_安裝_裝位_位置_置：
寢_寢室_室、
樓_樓梯_梯、
走_走廊_廊



勿_{ㄨˋ}在_{ㄉㄨˋ}易_{ㄩˋ}燃_{ㄩˋ}物_{ㄨˋ}旁_{ㄨˋ}抽_ㄟ菸_{ㄩˋ}， 並_ㄇ確_ㄎ實_{ㄩˋ}熄_ㄟ滅_{ㄩˋ}火_{ㄩˋ}源_{ㄩˋ}





失火了

119

發_レ現_ル火_災第_一步_：大_叫「失_火了_」示_警



火災警報器

滅火器之「拉、瞄、壓、掃」之步驟操作




拉




瞄




壓




掃





滅火器




照明燈




EXIT



逃生時走安全梯，必要時採低姿勢逃生



請_レ勿_ク將_ル物_ヲ品_ヲ堆_ク放_ス在_ニ逃_去生_ル通_カ道_カ， 阻_ル礙_ヲ逃_去生_ル



地震時躲在堅固的桌子下

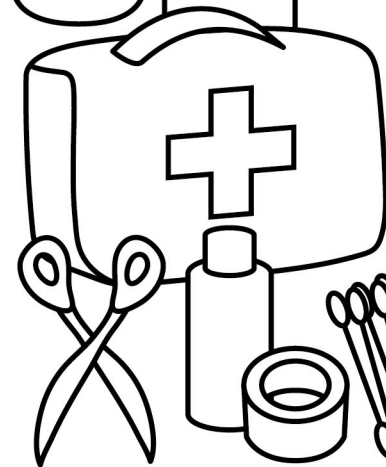
地震避難時：一定要穿鞋及戴上安全帽，並記得攜帶「緊急避難包」。





地震發生，天搖地動，易引發海嘯

緊急避難包，應準備相關物品




藥品



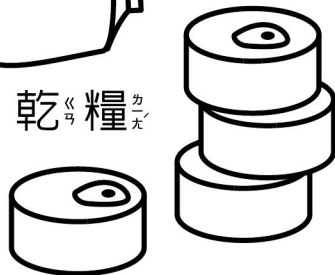
哨子



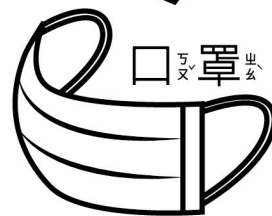
手電筒



乾糧



衣物



口罩


貴重物品


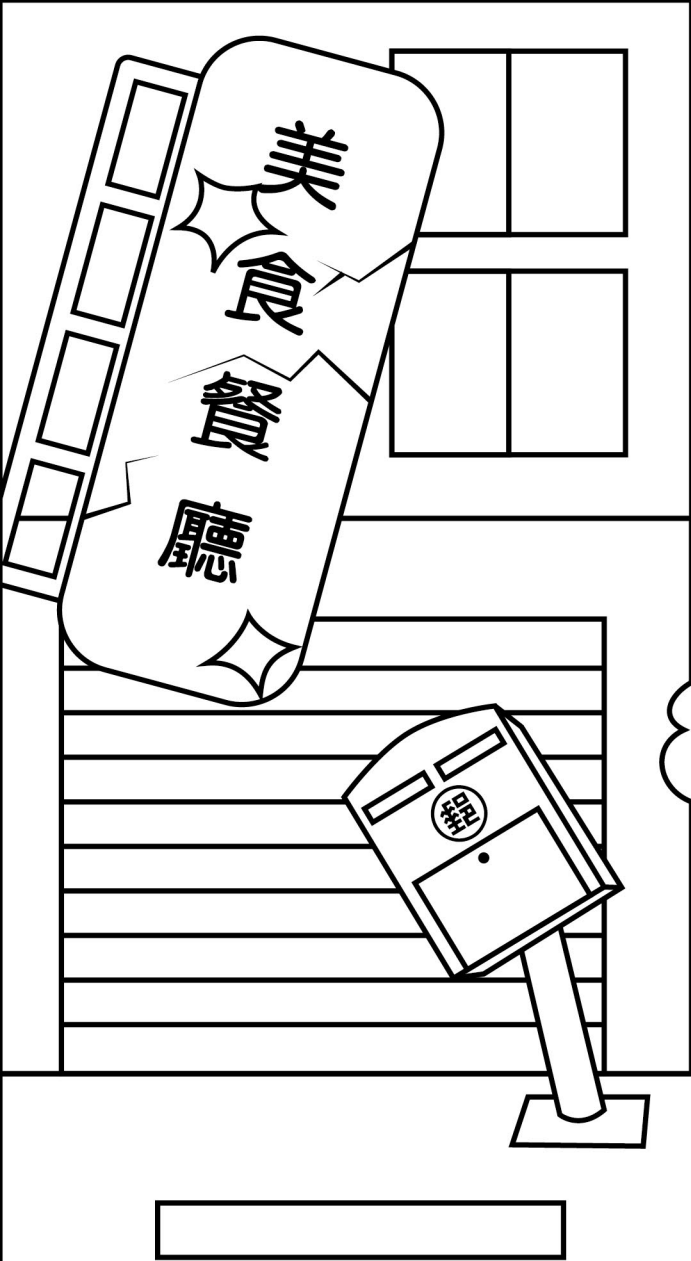


身分證

存摺


颱風天做好防颱準備，注意颱風消息





颱風來襲，盡量不要外出

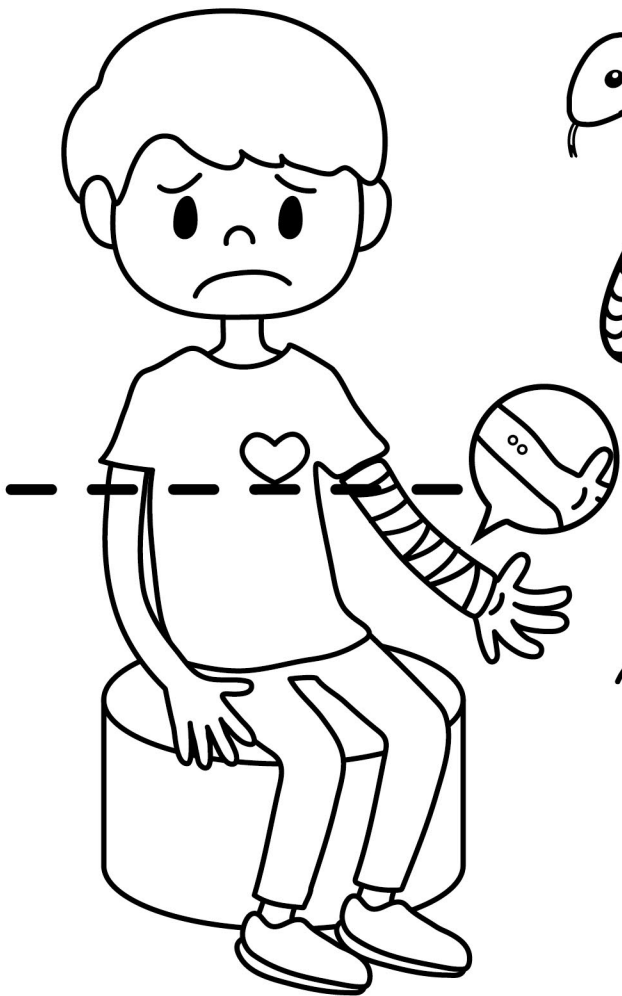
預^レ防^ク颱^カ風^ク淹^マ水^ス， 事^ハ先^ニ堆^カ置^キ沙^コ包^ヲ






颳去旁風口天去，不可到海邊觀浪戲水水


遭蛇咬傷時，要記住蛇的外型、顏色及特徵



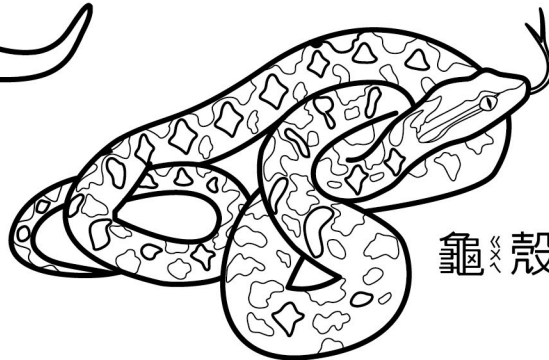
眼鏡蛇



百步蛇



赤尾青竹絲




龜殼花


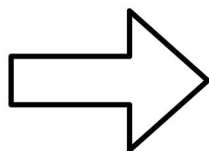


雨傘節


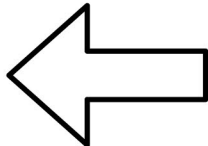
沖




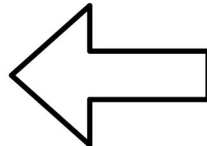
脫



送



蓋

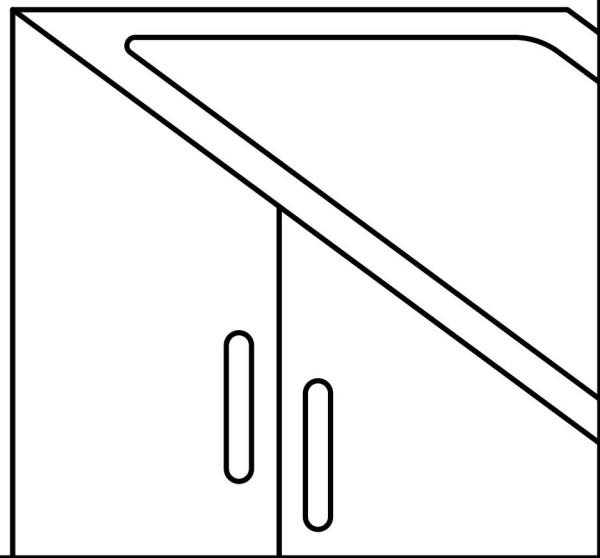




泡



燙傷處理五步驟：沖、脫、泡、蓋、送

止血的方フ法フ：直チ接チ加カ壓ヤ、
抬チ高コ傷ケ肢シ及キ止チ血ケツ點テツ止チ血ケツ法フ







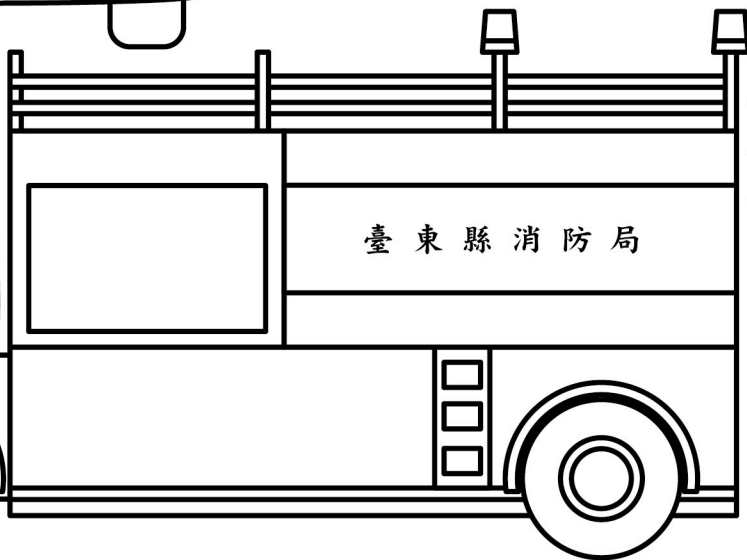


118、119、110 或 112
請 求 協 助

有 人 溺 水 了 !!

救 命 ~



禮讓消防車及救護車優先通行





火災請打119

治安請打110

報平安留言平台請打1991

有關防災資訊請上：



臺東縣消防局QR CODE



內政部消防署QR CODE

臺東縣消防局

電話：089-322112 服務地址：95048 臺東市四維路二段100號

電子郵件：ttfd002@mail.ttfd.gov.tw

